

PENDANT AND WALL MOUNT LUMINAIRES



TYPE:

PROJECT:

NOTES:

DESCRIPTION:

P6

ORDER#

P613 13W quad

P618 18W triple

P642 26, 32 or
42W triple

P6150 150W
incandescent

SPECIFY FINISH:

B—Black

G—Green

S—Galvanized

P—White

CC—Custom RAL
Color. Specify:

BALLAST

1E—120V electronic

2E—277V electronic

OPTIONS

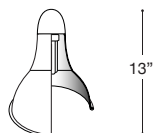
WM1—Wall Mount

WM2—Wall Mount


CM1—Ceiling Mount

WG1—Wire Guard

PWB—Surface Mount
J-Box



— 10" —



SPECIFICATION INFORMATION

SURFACE MOUNT

- Galvanized bracket mounts to octagonal box, with ballast attached for easy servicing. Covered by spun steel canopy, with powder coat finish (must specify).
- Specify **WM1**, **WM2** for wall mount.
- Order **CM1** for ceiling mount.
- U.L. rated for wet locations.

BALLAST

- Electronic ballasts are class P, HPF.
- Supplied standard in 120V and 277V.
- Ballasts use 4 pin lamps and provide rapid start.
- .99 power factor with THD<10%.
- End of lamp life protection.

OPTIONS

- CM1**—Ceiling Mount (specify length)
- WG1**—Wire Guard
- WM1**—Wall Mount
- WM2**—Wall Mount
- PWB**—Surface Mount J-box

DELRAY
LIGHTING
INCORPORATED

P6

BURBANK,
CALIFORNIA,
91505
WWW.
DELRAY
LIGHTING.
COM

JULY 2008

32 WATT PLT

BALLAST INFO

P6



- Standard in universal voltage 120V through 277V.
- Thermally protected rapid start electronic ballasts use 4-pin lamps
- .99 power factor with THD<10%.
- End of lamp life protection.

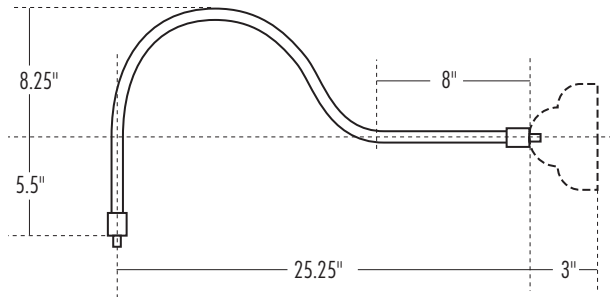
FC ON WALL

MTG. HT.	FOOTCANDLES		
	n	Units 2' apart	n
2'	36	39	36
4'	25	26	25
6'	13	14	13
8'	10	10	10
10'	9	9	9

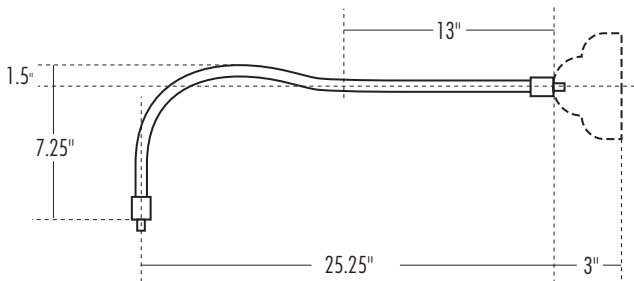
Units 2 feet from wall and 2 feet apart
Based on 1-32 watt lamp

WALL MOUNT DIMENSIONS

WM1

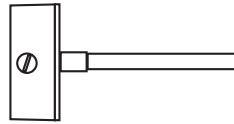


WM2



PIPE MOUNT OPTIONS

PWB—Surface mount 4.6" cast square J-box replaces standard canopy and allows 1/2" conduit from two sides (not available with dimming ballasts).



CM1—Pipe mount. Length must be specified.

